

Crain Power Saws

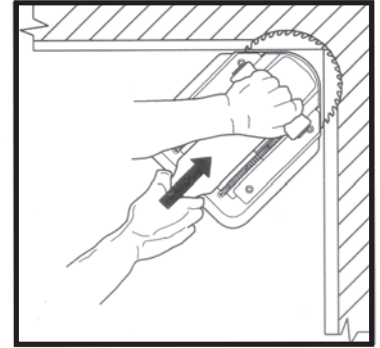
HD Undercut Saw



Vacuum Ready!

This saw DOES IT ALL! Works on inside corners where no other saw can reach. Cuts door JAMS! The corner shaped blade housing the saw is positioned easily in the desired corner that is to be cut (6 1/2" saw blade cuts a 3/32 undercut) 10,000 RPM, 6 AMP motor

- #820 Inside Corner Saw
- #821 Carbide-Tipped Blade



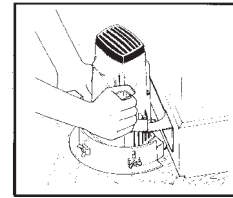
Undercuts Inside Corners!

Now with Dust Collection!

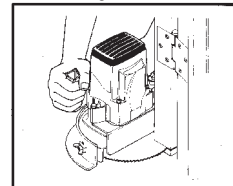


Super Saw

Completely redesigned Super Saw with more features and power. 13 amp Motor 6 1/2" flush cutting blade can fully undercut inside corners in tight areas. Cut 1 3/4" Doors without removal. Cut from Flush to 1 1/4" off the floor. Vacuum Fitting for Dust Containment. Retractable Stabilizer. Carry Case, Carbide, and Masonry Blade included.



Undercutting




Door Cutting



803 Combination Blade



821 Carbide Blade



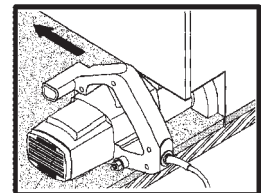
805 Masonry Blade

- Now with Dust Collection!
- #812 110V Super Saw Kit
 - #803 Combination Blade
 - #821 Carbide Blade
 - #805 Masonry Blade

Toe-Kick Saw



More Powerful Motor and carry case. This saw cuts flush to the wall in those hard to reach toe kick areas. It features a sharp, long-lasting carbide-tipped blade with fixed cutting depth for perfect flush cuts. 2 1/2 HP, 11 AMP, motor



- #795 Toe-Kick Saw
- #787 24 Tooth Carbide Blade

Multi-Undercut Saw



A Versital saw that undercuts along walls, door jambs, under toe spaces, and will also full undercut inside corners. The height of cut is easily adjustable from flush to one inch above the floor. Crain Exclusive dual angle depth gague and allows undercutting at a "straight-on" or a 45 degree angle. Visual adjustment scale for depth. Comes with custom bell-shaped (more rigid) carbide blade and carry case.

- #555 Multi Undercut Saw
- #556 36 Tooth Carbide Blade



PRICES SUBJECT TO CHANGE WITHOUT NOTICE